

Please check the examination details below before entering your candidate information

Candidate surname

Other names

**Pearson Edexcel
International GCSE**

Centre Number

--	--	--	--	--

Candidate Number

--	--	--	--	--

Wednesday 16 January 2019

Afternoon (Time: 1 hour)

Paper Reference **4CH0/2C**

Chemistry

Unit: 4CH0

Paper: 2C

You must have:
Calculator, ruler

Total Marks

Instructions

- Use **black** ink or ball-point pen.
- **Fill in the boxes** at the top of this page with your name, centre number and candidate number.
- Answer **all** questions.
- Answer the questions in the spaces provided
– *there may be more space than you need.*
- Show all the steps in any calculations and state the units.
- Some questions must be answered with a cross in a box ☒. If you change your mind about an answer, put a line through the box ~~☒~~ and then mark your new answer with a cross ☒.

Information

- The total mark for this paper is 60.
- The marks for **each** question are shown in brackets
– *use this as a guide as to how much time to spend on each question.*

Advice

- Read each question carefully before you start to answer it.
- Write your answers neatly and in good English.
- Try to answer every question.
- Check your answers if you have time at the end.

Turn over ►

P55939A

©2019 Pearson Education Ltd.

1/1/1/1/1/1/




Pearson

THE PERIODIC TABLE

Period 1 2 3 4 5 6 7 0

Group

1	H Hydrogen 1
2	He Helium 2

1	H Hydrogen 1
---	--------------------

7	Li Lithium 3	9	Be Beryllium 4	11	Na Sodium 11	12	Mg Magnesium 12	13	Al Aluminium 13	14	C Carbon 6	15	N Nitrogen 7	16	O Oxygen 8	17	F Fluorine 9	18	Ne Neon 10
23	Sc Scandium 21	24	Ti Titanium 22	25	V Vanadium 23	26	Cr Chromium 24	27	Mn Manganese 25	28	Fe Iron 26	29	Co Cobalt 27	30	Ni Nickel 28	31	Cu Copper 29	32	Zn Zinc 30
39	45	46	47	48	49	50	51	52	53	54	55	56	57	58	59	60	61	62	63
86	87	88	89	90	91	92	93	94	95	96	97	98	99	100	101	102	103	104	105
133	134	135	136	137	138	139	140	141	142	143	144	145	146	147	148	149	150	151	152
223	224	225	226	227	228	229	230	231	232	233	234	235	236	237	238	239	240	241	242

Key

Relative atomic mass
Symbol
Name
Atomic number

DO NOT WRITE IN THIS AREA

DO NOT WRITE IN THIS AREA

DO NOT WRITE IN THIS AREA



P 5 5 9 3 9 A 0 2 2 0

DO NOT WRITE IN THIS AREA

DO NOT WRITE IN THIS AREA

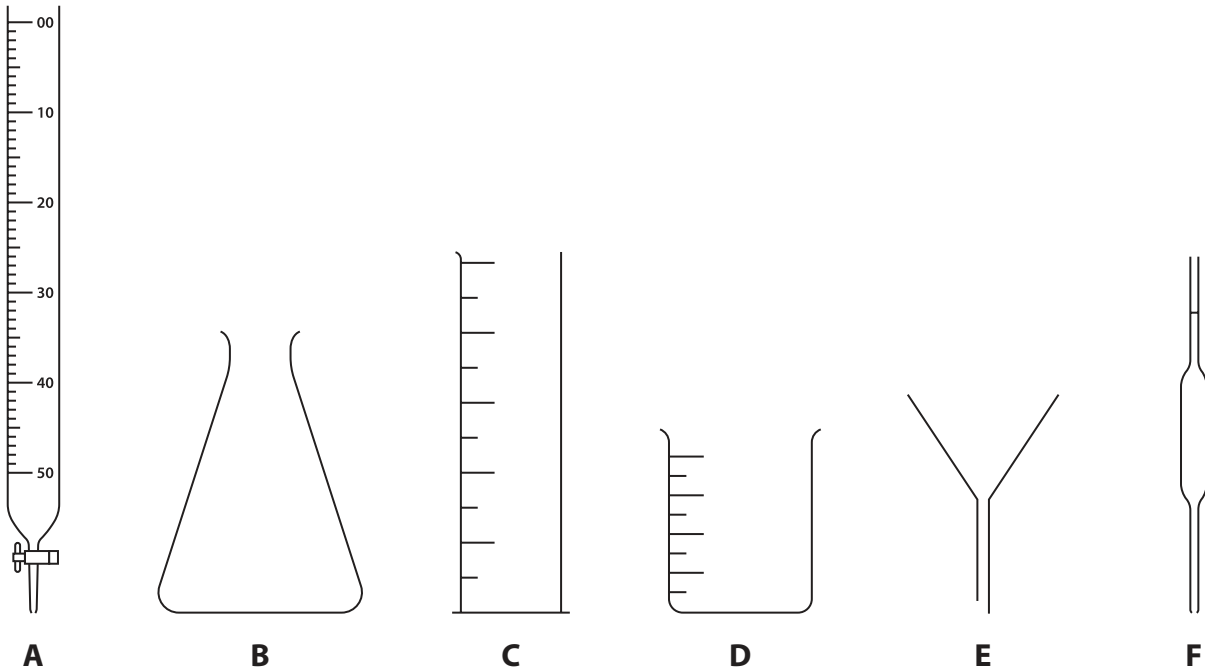
DO NOT WRITE IN THIS AREA

BLANK PAGE



Answer ALL questions.

1 The diagram shows six pieces of apparatus that are used in the laboratory.



The table lists the names of four pieces of apparatus.

Complete the table by giving a letter, A, B, C, D, E or F, to identify each piece of apparatus listed.

(4)

Name of apparatus	Letter
beaker	
burette	
measuring cylinder	
pipette	

(Total for Question 1 = 4 marks)



DO NOT WRITE IN THIS AREA

DO NOT WRITE IN THIS AREA

DO NOT WRITE IN THIS AREA

2 Rubidium is an element in Group 1 of the Periodic Table.

A sample of rubidium contains two isotopes, ${}_{37}^{85}\text{Rb}$ and ${}_{37}^{87}\text{Rb}$

(a) (i) State how the nuclei of the two isotopes are similar. (1)

.....

.....

(ii) State how the nuclei of the two isotopes are different. (1)


.....

.....

(iii) How many electrons are in the outer shell of a rubidium atom? (1)

- A 1
- B 3
- C 9
- D 37

(b) The relative abundances of the two isotopes in the sample of rubidium are



Calculate the relative atomic mass of rubidium.

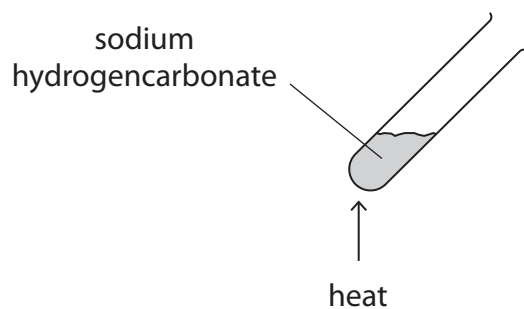
Give your answer to one decimal place. (2)

relative atomic mass =

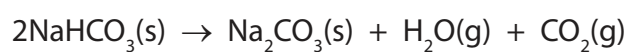
(Total for Question 2 = 5 marks)



- 3 A student uses this apparatus to investigate the action of heat on sodium hydrogencarbonate (NaHCO_3).



The equation for the reaction is



- (a) (i) State the type of reaction taking place. (1)

- (ii) Describe a test to show that the gas given off is carbon dioxide. (2)

test.....

result.....



(b) The student heats a 1.00 g sample of sodium hydrogencarbonate for one minute.

He then measures the mass of solid left in the test tube.

He repeats the experiment four times, heating separate samples of mass 1.00 g for a different number of minutes each time.

The table shows the student's results.

Time in minutes	1	2	3	4	5
Mass of solid left in test tube in g	0.89	0.78	0.69	0.63	0.63

(i) State why the mass of solid in each test tube decreases.

(1)

(ii) Suggest why the mass of solid stops decreasing after four minutes.

(1)

(Total for Question 3 = 5 marks)



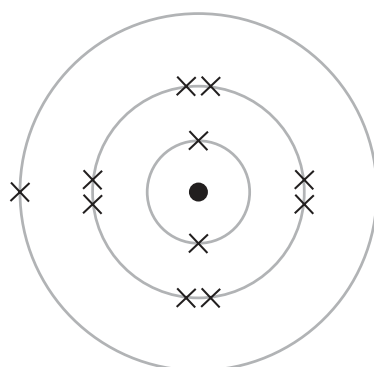
4 Sodium reacts with fluorine to form sodium fluoride.

The reaction is very exothermic.

(a) State what is meant by the term **exothermic**.

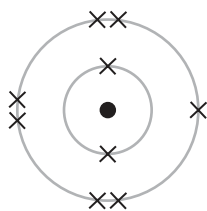
(1)

(b) The diagram shows the electronic configuration of a sodium atom.

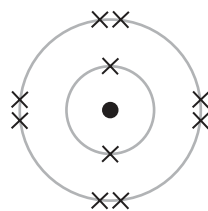


Which of these diagrams shows the electronic configuration of a fluorine atom?

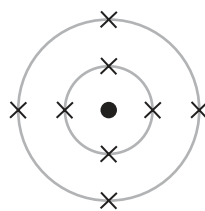
(1)



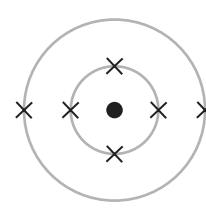
A



B



C

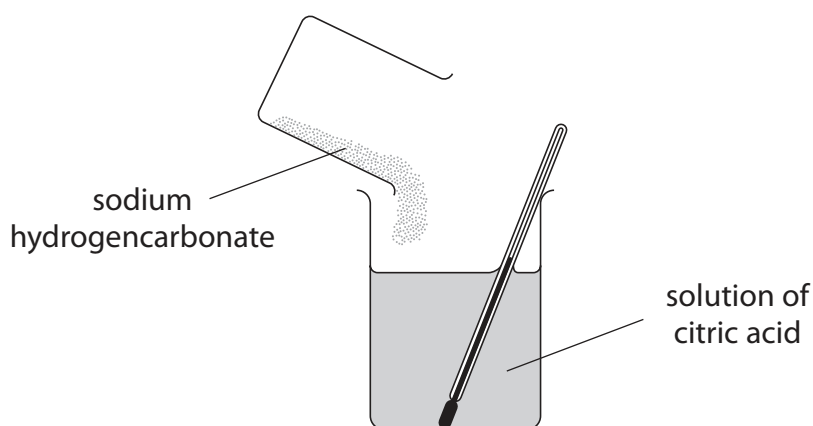


D

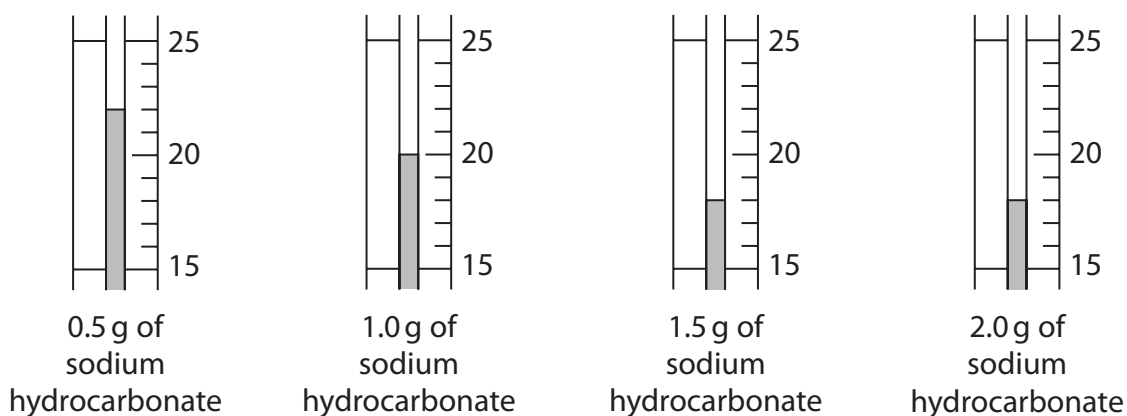


- 5 A student finds the temperature change when a mass of 0.5 g of sodium hydrogencarbonate is added to 50 cm³ of a solution of citric acid.

She repeats the experiment using masses of 1.0 g, 1.5 g and 2.0 g of sodium hydrogencarbonate.



- (a) The diagrams of the thermometer show the lowest temperature reached, in °C, for each experiment.



Use the diagrams to complete the table of results.

(2)

Mass of sodium hydrogencarbonate in g	Initial temperature in °C	Lowest temperature reached in °C	Decrease in temperature in °C
0.5	25		
1.0	24		
1.5	23		
2.0	23		



(b) Another student does the experiment.

The table shows his results.

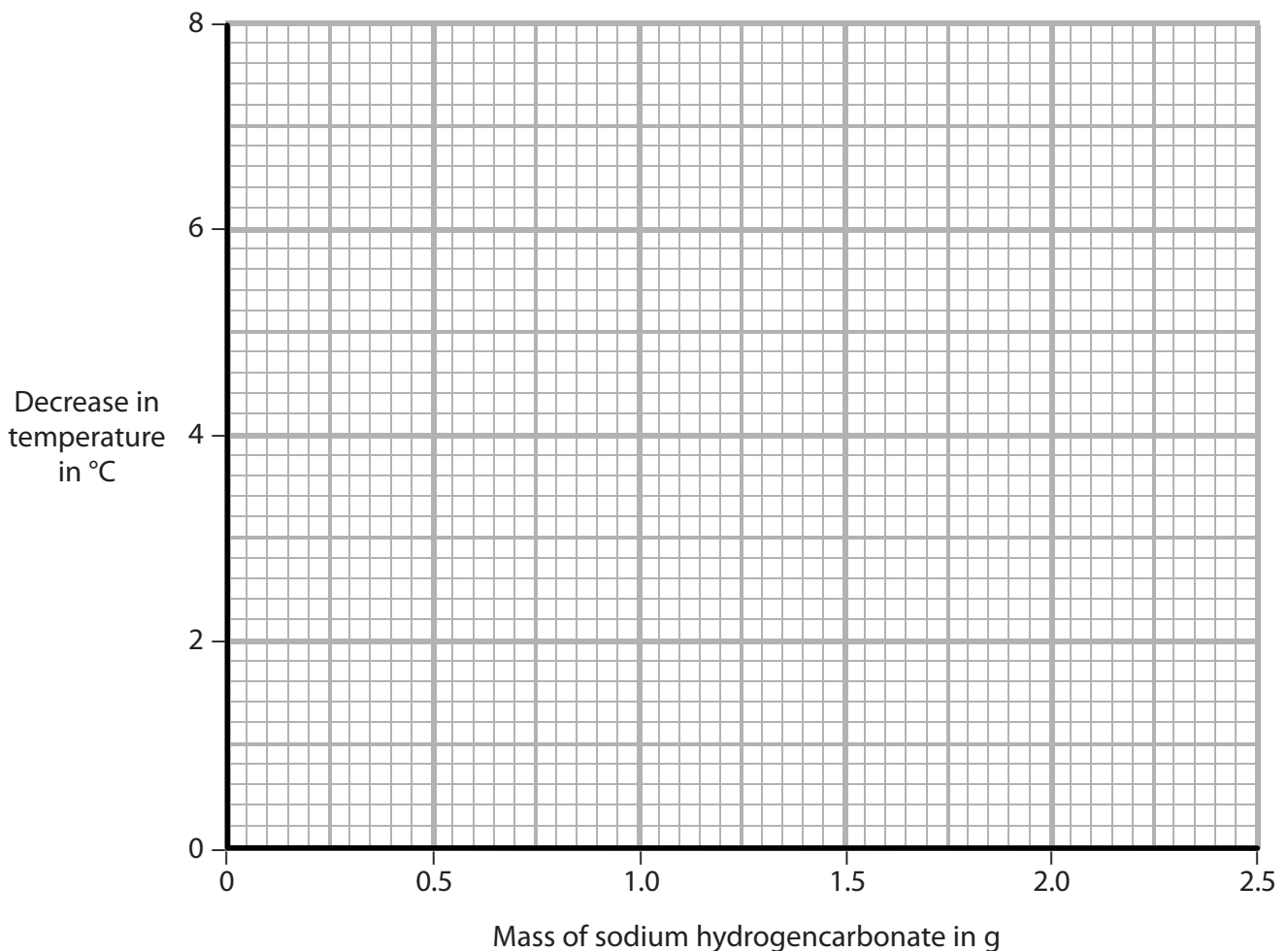
Mass of sodium hydrogencarbonate in g	0.5	1.0	1.5	2.0	2.5
Decrease in temperature in °C	2	4	6	6	6

(i) Plot this student's results on the grid.

Draw a straight line of best fit through the first three points and another straight line of best fit through the last two points.

Make sure the two lines cross.

(3)



(ii) Use your graph to find the mass of sodium hydrogencarbonate required to produce a decrease in temperature of 3 °C.

(1)

mass = g

(Total for Question 5 = 6 marks)

DO NOT WRITE IN THIS AREA

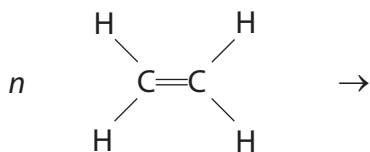


P 5 5 9 3 9 A 0 1 1 2 0

6 Poly(ethene) is an addition polymer made from ethene, C_2H_4

(a) Complete the equation to show the formation of poly(ethene) from ethene.

(2)



(b) State why poly(ethene) is described as an addition polymer, not a condensation polymer.

(1)

(c) Many shopping bags are made of poly(ethene).

(i) One useful property of poly(ethene) is that it is inert so it does not react with food.

Explain two other properties of poly(ethene) that make it useful for shopping bags.

(2)

1

2

(ii) Another property of poly(ethene) is that it is non-biodegradable.

Two methods of disposing of poly(ethene) are landfill and burning.

Give one problem caused by each method of disposal.

(2)

landfill

burning

(Total for Question 6 = 7 marks)



7 Magnesium can be obtained by the electrolysis of magnesium chloride.

Solid magnesium chloride is obtained from seawater.

The magnesium chloride is melted and then electrolysed. The positive electrode is made of graphite and the negative electrode is made of steel.

Magnesium forms at the negative electrode. Chlorine forms at the positive electrode.

(a) Explain why the magnesium chloride has to be melted before it can be electrolysed. (2)

.....

.....

.....

.....

(b) Write an ionic half-equation to represent the formation of magnesium at the negative electrode. (1)

.....

(c) Suggest why steel is **not** used for the positive electrode. (1)

.....

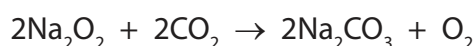
.....

(Total for Question 7 = 4 marks)



- 8 Submarines that spend a long time underwater use sodium peroxide (Na_2O_2) to absorb carbon dioxide (CO_2) from the air in the submarine.

The equation for the reaction is



- (a) There are 140 people on the submarine.

Each person produces 480 dm^3 of carbon dioxide per day.

- (i) Calculate the total amount, in moles, of carbon dioxide produced on the submarine in one day.

[assume 1 mol of CO_2 occupies 24.0 dm^3]

(2)

amount of $\text{CO}_2 = \dots\dots\dots$ mol

- (ii) Calculate the mass, in kilograms, of sodium peroxide required to absorb all of the carbon dioxide produced in the submarine in one day.

[M_r of $\text{Na}_2\text{O}_2 = 78.0$]

(2)

mass of $\text{Na}_2\text{O}_2 = \dots\dots\dots$ kg



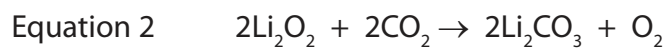
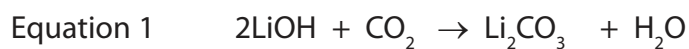
DO NOT WRITE IN THIS AREA

DO NOT WRITE IN THIS AREA

DO NOT WRITE IN THIS AREA

(b) Spaceships use either lithium hydroxide (LiOH) or lithium peroxide (Li₂O₂) to absorb carbon dioxide.

The equations for the two reactions are



Using information from the equations, give two reasons why lithium peroxide is more suitable than lithium hydroxide for use on spaceships.

(2)

1

.....

2

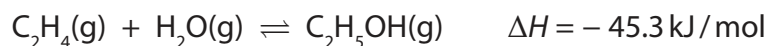
.....

(Total for Question 8 = 6 marks)



- 9 Ethanol (C₂H₅OH) is made in industry by reacting ethene (C₂H₄) with steam at a temperature of 300 °C and a pressure of 70 atm. The percentage yield of ethanol is 43%.

The equation for the reaction is



- (a) (i) State what the symbols \rightleftharpoons and ΔH represent.

(2)

\rightleftharpoons

ΔH

- (ii) Name the catalyst used in this industrial process.

(1)

- (b) (i) Predict the effect on the yield of ethanol if the reaction is carried out at a temperature lower than 300 °C, but at the same pressure of 70 atm.
[assume reaction reaches equilibrium]

Give a reason for your answer.

(2)

.....

.....

.....

.....

- (ii) Predict the effect on the yield of ethanol if the reaction is carried out at a pressure lower than 70 atm, but at the same temperature of 300 °C.
[assume reaction reaches equilibrium]

Give a reason for your answer.

(2)

.....

.....

.....

.....



DO NOT WRITE IN THIS AREA

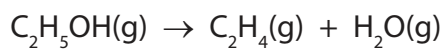
DO NOT WRITE IN THIS AREA

DO NOT WRITE IN THIS AREA

(c) One method of obtaining ethene is by cracking crude oil fractions.

Ethene can also be made by passing ethanol vapour over a hot aluminium oxide catalyst.

The equation for the reaction is



(i) State the type of reaction taking place. (1)


(ii) Suggest why it may be necessary, in the future, to make ethene using this reaction rather than by cracking crude oil fractions. (1)

(Total for Question 9 = 9 marks)



10 Samarium, Sm, is a metal used to make powerful magnets.

(a) Samarium can be obtained by heating its oxide with lanthanum, La.



The table shows the melting points of the substances involved in this reaction.

Substance	samarium	samarium oxide	lanthanum	lanthanum oxide
Melting point in °C	1072	2335	920	2315

(i) The operating temperature for this reaction is 1030 °C.

Explain which substance in the table could exist as a liquid at this temperature.

(2)

.....

.....

.....

.....

(ii) Samarium oxide neutralises hydrochloric acid to form samarium chloride, SmCl_3

Write a chemical equation for this reaction.

(1)

.....



DO NOT WRITE IN THIS AREA

DO NOT WRITE IN THIS AREA

DO NOT WRITE IN THIS AREA

BLANK PAGE

